

GET ON TRACK

Explore the Mammoth Lakes Basin on cross-country skis or snowshoes for some scenic family adventures or butt-kicking fun across 19+ miles (30+ km) of secluded, groomed, world-class trails.

Rentals, lessons, and season passes are available from the Tamarack Cross-Country Ski Center, located at Tamarack Lodge.



AGE GROUPS	
CHILD	6-12
YOUNG ADULT (YA)	13-22
ADULT	23-64
SENIOR	65-79

TRAIL DAY PASS

Prices based on regular, peak and holiday periods. Kids under 5 and seniors ages 80+ receive a free trail pass.

	ADULT	YA	CHILD	SENIOR
FULL-DAY	\$49	\$39	\$10	\$44
AFTERNOON (AFTER 1PM)	\$37	\$29	\$10	\$33

TAMARACK SEASON PASS

Tamarack season pass holders receive 3 Friends & Family tickets, good for 50%-off a full-day trail pass, and get 20% off retail at the Yurt all season long.

	ADULT	YA	SENIOR	CHILD
REGULAR	\$419	\$329	\$369	\$50

XC SKI LESSONS

Whether you're new to Nordic skiing or you're an experienced skate skier, Tamarack Ski School will help push your skills to a new level. Reservations required - call 760.934.5293 x6 to book. Rentals and trail passes not included.

PRIVATE LESSONS

Our certified ski instructors will help you get the most out of private stride or skate lessons with personalized instruction. You'll see improvements whether you're just starting out or need a tune-up to your technique.

\$125 / hour	\$65 / hour (additional guest)	Lesson 3-Pack \$249
--------------	--------------------------------	---------------------

PRIVATE LESSON OLYMPIAN, NANCY FIDDLER

For a remarkable learning experience, take a private lesson with two-time Olympian, Nancy Fiddler, to get you striding or skating like never before.

ALL ABILITY LEVELS	\$150 / hour	\$99 / hour (additional guest)
--------------------	--------------	--------------------------------

GUIDED SNOWSHOE TOURS

SUNSET & FULL MOON SNOWSHOE TOURS

Venture out on snowshoes into the Lakes Basin to take in the pristine golden hour views during a Sunset Tour, or see the moon-lit beauty on an after-dark Full Moon excursion. Small groups depart the Ski Center for a 1.5-hour guided tour through the old-growth forests with our knowledgeable guides. Price of the tour includes snowshoe rentals. Go to MammothMountain.com/XC or call 800.MAMMOTH to book.

NATURALIST TOUR

Join a U.S. Forest Service volunteer naturalist on a snowshoe tour to learn about the trees, plants, animals and geology in the Lakes Basin. Tours are offered Friday-Sunday and holidays, from mid-December to mid-April. There is no cost to participate; however, equipment is not included. Rentals are available at the Tamarack Cross-Country Ski Center.

Schedules are subject to change. Call 760.934.5293 x6 for reservations and current lesson offerings.

XC SKI & SNOWSHOE RENTALS

Purchase a rental package that includes everything you need for a day on the trails - including skis, boots, and poles. Prices are based on regular, peak, and holiday periods, and are subject to change.

XC SKI RENTALS

Ski rental packages include skis, boots, and poles. Season-long rentals are available to purchase in the Yurt.

	ADULT, YA & SENIOR	CHILD
FULL-DAY SKI PACKAGE	\$49	\$41
2-DAY SKI PACKAGE	\$83	\$70
3-DAY SKI PACKAGE	\$118	\$98
AFTERNOON SKI PACKAGE	\$41	\$34
SEASON-LONG RENTALS	\$299	\$299
ALL DAY SKIS	\$30	\$23
AFTERNOON SKIS	\$22	\$19
FULL-DAY BOOTS	\$25	\$19
AFTERNOON BOOTS	\$18	\$16
PULKA SLED	\$44	N/A

SNOWSHOE RENTALS

Snowshoe rental packages include snowshoes and poles. Snow boots are also available to rent.

	ADULT, YA & SENIOR	CHILD
FULL-DAY PACKAGE	\$49	\$41
AFTERNOON PACKAGE	\$41	\$34
FULL-DAY POLE RENTAL	\$8	\$8

ROSSIGNOL PROUD TO BE A DESIGNATED ROSSIGNOL NORDIC CENTER.

CLINICS & WORKSHOPS

Enjoy the benefits of dedicated coaching sessions that focus on specific skills each week. Sign up for one or try them all and push your skiing further this season.

A valid trail or season pass is required for each weekly session, and each clinic or workshop must have a minimum of 3 students to run. Schedules are subject to change. Call 760.934.5293 x6 for current info.

11AM-12:30PM | \$85 per Clinic | Includes Rentals

DECEMBER

- 21 Getting Uphill on Classic Skis
- 28 Extend your Glide on Skate Skis

JANUARY

- 4 Skate up that Hill! V-1 timing and efficiency
- 18 Getting Uphill on Classic Skis

FEBRUARY

- 8 Learn and Improve V-2 Technique and Timing
- 22 Advanced Classic Skills for All Terrain

MARCH

- 8 Skate Transitions - Adapting to Varying Terrain
- 22 Skate Turns

KIDS GLIDERS PROGRAM Kindergarten-5th Grade • 8-Weeks, \$199

Introduce youngsters to the basics of cross-country skiing. This program is a fun way for kids to build skill and endurance through games, creative activities, treasure hunts, and obstacle courses.

FITNESS PROGRAM Wednesdays, Friday, & Saturdays

Go online for more details.

FREE WOMEN'S CLINICS Select Mondays

Go online for more details.

Visit MammothMountain.com/XC for more info.

TXC DEALS & SAVINGS

MILITARY DISCOUNTS

Active-duty military members and their family receive 25% off daily trail passes by presenting their Military ID at the time of purchase.

IKON PASS HOLDERS SAVE 20%

Present your Ikon Pass at time of purchase to save 20% on daily trail passes.

TWO-FER TUESDAYS

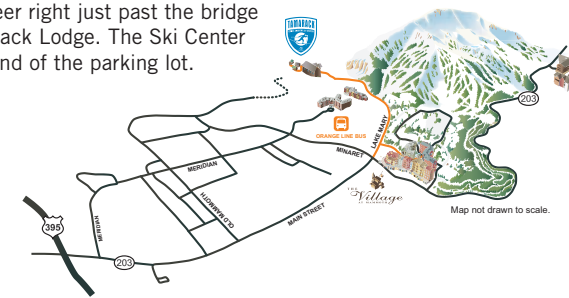
Two passes for the price of one! Every Tuesday, get two daily adult trail passes to be used by two guests for the current day rate of a single pass. No discounts on rentals. Not valid on December 24, 31, or January 7.

MAMMOTH LODGING COLLECTION GUESTS SAVE 20%

If you're a guest at any one of our Lodging Collection properties, present your room key at time of purchase to save 20% on daily trail passes.

HOW TO GET HERE

Take Lake Mary Road to the winter closure cut off and veer right just past the bridge toward Tamarack Lodge. The Ski Center is at the far end of the parking lot.



FREE TAMARACK SHUTTLE

The Orange Line runs daily, 7:30AM-5:15PM, departing The Village on the hour and 30 minutes past the hour, and leaving Tamarack Lodge 15 and 45 minutes past the hour. Shuttle schedule subject to change.

ROUTE PROGRESSION

The Mammoth Lakes Basin is home to a wide range of trail difficulties. Follow this guide to progress your way through our vast trail network.

EXPLORING THE LOWER BASIN - MODERATE 4.8KM

Get your legs working. From the Yurt, take Nancy's Promenade, turning right to cross the bridge to Twin Lakes Loop. A clockwise loop brings you back across the bridge. Continue straight before hanging a left up Short But Sweet (SBS), then onto Ueli's Allee for a large loop around Vista (and Dome for an extra km), before taking Ueli's and SBS back to the Yurt.

THE MAIN CORRIDOR - MODERATE 7.4KM


Cover maximum ground in minimal time. Head out on the Teaching Lanes up Twin Lakes Rd and take a right onto Lake Mary Rd. Ski out to the end of Lake Mary Rd, before looping around to the right on Falls Tract and coasting back down Lake Mary Rd and Twin Lakes Rd to return to the Ski Center.

A MISSION FOR SPEED - DIFFICULT 7.3KM

What goes up, must come down...quickly. Head to Lake Mary Rd via the Teaching Lanes and Twin Lakes Rd. Take a left onto the Lake Mary Loop Trail and left again to the top of the Coldwater Loop. As you round the top of the Coldwater Loop trail, turn right onto Mineshaft and prepare for the ride down. As you reach the bottom of Mineshaft, keep right onto Lucky Strike. At the bottom of Lucky Strike, check your speed and look for skiers before crossing Lake Mary Rd Hop on Waarlis Wrath carefully crossing Twin Lakes Rd onto Bobby's Blast. Ski down through the cabins with a final left to return to the Ski Center.

THE LONG HAUL - STRENUOUS 13.8KM

See how far your legs can take you. Take the Teaching Lanes to Twin Lakes Rd. and then up Lake Mary Rd. Go left on Lake Mary Loop and then up Coldwater Loop, skiing up to the top and back down. Continue left on Lake Mary Loop, veering left onto Lake George and then right onto Horseshoe Woods. Keep left initially before turning right onto Eastside, left onto Lake Mary Rd and right onto Upper Sidewinder. Follow Upper, Middle and Lower Sidewinder making your way to Waarlis Wrath and Bobby's Blast. Ski through the cabins and turn left to get back to the Ski Center.



800.MAMMOTH
TAMARACK CROSS-COUNTRY SKI CENTER
163 Twin Lakes Rd, Mammoth Lakes, CA
760.934.5293
TRAIL & SNOW REPORT
MAMMOTHMOUNTAIN.COM



TAMARACK CROSS-COUNTRY SKI CENTER

24/25 TRAIL MAP

MAP KEY

- Teaching Lane
- Easiest
- Slightly Difficult
- Most Difficult – One-Way
- Public Access Corridor
- Marked Snowshoe Trail
- Ski Trails
- Snowshoe & Public Access
- Parking
- Picnic Area
- Food & Beverage
- Alcohol Served
- Restrooms
- Phone Available
- Lodging
- Tickets & Guest Services
- Orange Line Shuttle
- Shopping
- Hosts / Guest Info

TAMARACK RESPONSIBILITY CODE

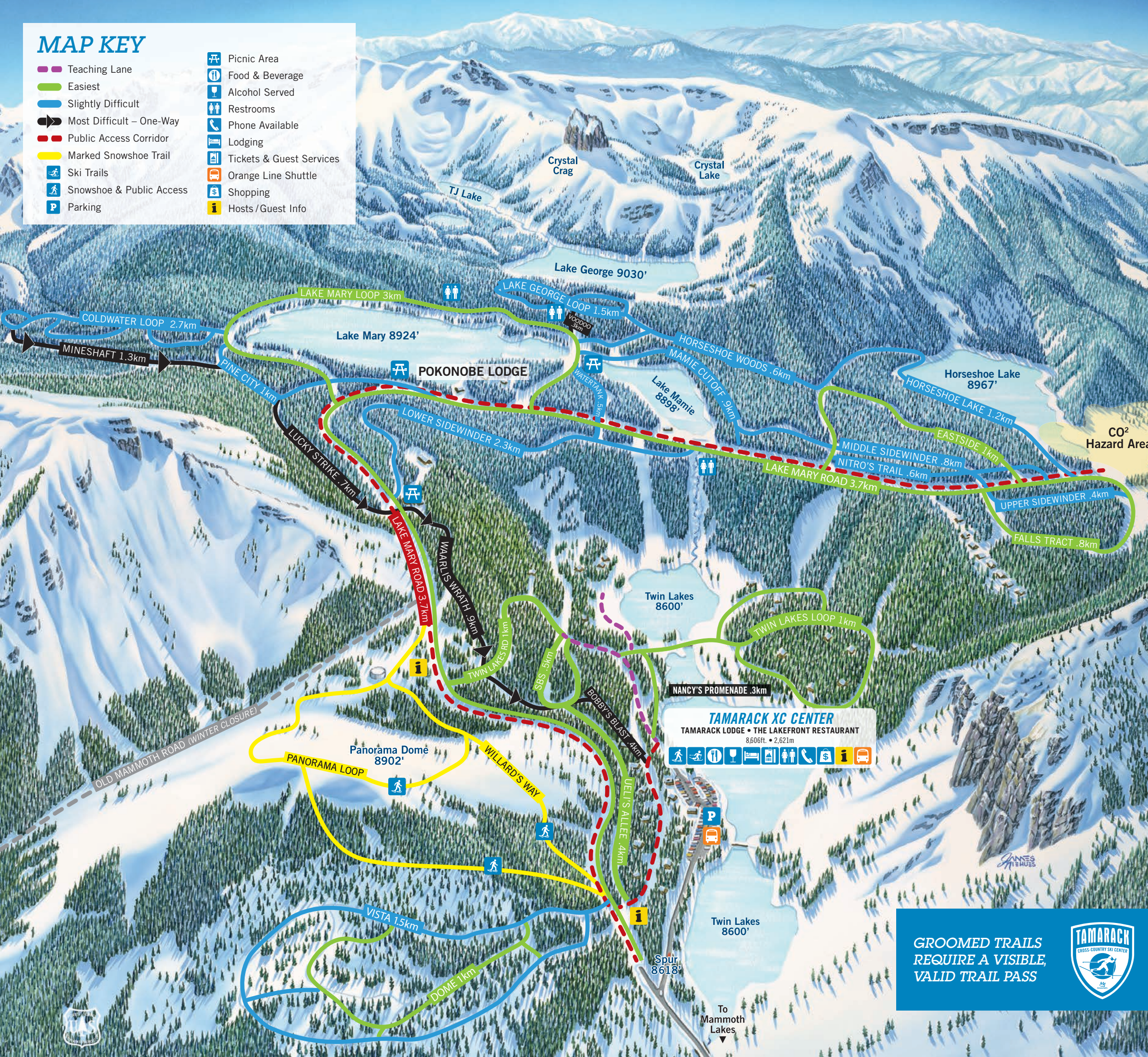


Cross-country skiing is an action sport carrying significant risk of personal injury and/or fatality. Common sense and awareness can reduce your risks. For the safety of yourself and others, please observe these guidelines (this is a partial list):

1. Ski under control to avoid hazards and other skiers.
2. Yield to other skiers when entering a trail or starting downhill.
3. Avoid stopping in the middle of hills and obstructing trails or intersections.
4. Skiers coming downhill have the right-of-way. Pass oncoming skiers on the right side.
5. Observe all posted signs, and stay off closed trails and out of closed areas.
6. Please don't step in the track without skis on. Be sure to fill in sitzmarks.
7. Be prepared. Carry a small pack for drinking water, extra food, clothing, and a map. Cellular service is limited and phone batteries may die more quickly in cold weather.
8. Walking, snowshoeing, snowmobiles, and dogs are not permitted on the groomed ski trails.
9. Snowshoers yield to skiers at trail intersections.

BE AWARE

Grooming machines may be on trails at any time. Both natural and man-made obstacles or hazards may exist at any time. Lakes and streams are subject to unstable ice and snow. Ski Patrol is not always available. Groomed ski trails can be affected by weather conditions and skier use. Some trails may not be open during or immediately following adverse weather. Trail passes are non-refundable, so be sure to check the weather and conditions before purchasing.



TRAIL USAGE

All groomed ski trails on the map are open to Nordic skiing every day from 8:30AM–4PM. **Using the groomed ski trail requires a visible, valid Tamarack Trail Pass or Season Pass**, available for purchase at the Ski Center. Ski trails are easily identifiable, as they are groomed and marked with signage. Ski trails consist of the entire groomed area with a set of ski tracks bordering the flat skating lane (see photo above).

PUBLIC ACCESS CORRIDOR

This corridor offers access from the lower Lake Mary Road gate up to Horseshoe Lake. Hiking, skiing, splitboarding, snowshoeing, and leashed dogs (6 ft. leash, max) are allowed. A Tamarack Trail Pass or Season Pass is required to ski on the flat, skating lane and groomed ski tracks within the corridor.

Bikes are not allowed on the Lakes Basin trails from November 1 through April 16.

Remember, it is your responsibility to pick up after your dogs.



GO ONLINE OR ON THE MAMMOTH APP TO LEARN MORE ABOUT THE CONDITIONS & TRAIL STATUS AT TAMARACK CROSS-COUNTRY SKI CENTER

TAMARACK XC CENTER
 TAMARACK LODGE • THE LAKEFRONT RESTAURANT
 8,606ft. • 2,621m

GROOMED TRAILS
 REQUIRE A VISIBLE,
 VALID TRAIL PASS

